




































































Mens Downhill Skateboard Qualifiers 11/11/2022

Nat.	Rider	Best	Run1	Run2
	1. Nick Broms	1:12.19	1:12.64	1:12.19
	2. Dane Hanna	1:12.43	1:12.43	1:14.11
	3. Zak Mills-Goodwin	1:12.68	1:13.45	1:12.68
	4. Harry Clarke	1:12.99	1:13.60	1:12.99
	5. Diego Poncelet	1:13.14	1:13.56	1:13.14
	6. Joshua Evans	1:13.17	1:13.17	1:14.05
	7. Davis Lanham	1:13.20	1:13.60	1:13.20
	8. Adrien Paynel	1:13.32	1:13.32	1:13.71
	9. Yanis Markarian	1:13.48	1:13.48	1:13.91
	10. Mitch Thompson	1:13.49	1:14.39	1:13.49
	11. Alexandros Tzouganakis	1:13.51	1:13.51	1:14.12
	12. Matias Lopez	1:13.52	1:15.50	1:13.52
	13. Bruno Spengler	1:13.61	1:14.37	1:13.61
	14. Santiago González salaberry	1:13.69	1:14.16	1:13.69
	15. Willian DE Carlen	1:13.82	1:14.25	1:13.82
	16. Stefano Barbizzi	1:13.94	1:13.94	1:14.09
	17. Jaydon Howarth	1:13.96	1:13.96	1:14.04
	18. Maxwell Capps	1:13.98	1:13.98	1:14.47
	19. Bernardo Iandelli	1:14.07	1:14.07	1:15.26
	20. Chase Hiller	1:14.07	1:14.07	1:53.16
	21. Owen Fox	1:14.10	1:14.10	1:14.32
	22. Bernardo Brambila	1:14.14	1:14.28	1:14.14
	23. Dexter Manning	1:14.37	1:14.37	1:15.42
	24. Clayton Arthurs	1:14.46	1:14.46	1:23.07
	25. Daniel Minsky	1:14.51	1:14.62	1:14.51
	26. Adriano Volpe	1:14.61	1:15.25	1:14.61
	27. Kevin Scott Toledo Guevara	1:14.63	1:14.63	1:15.22
	28. Morgan Smith	1:14.64	1:15.23	1:14.64
	29. Duke Pandeagua	1:14.66	1:15.75	1:14.66
	30. Yan Bertinati	1:14.75	1:14.75	1:14.75
	31. Francisco Javier Orrego Vilches	1:14.78	1:15.48	1:14.78
	32. Nicolas Waiman	1:14.78	1:15.73	1:14.78
	33. Callum Mathieson	1:14.81	1:14.81	1:15.35
	34. Samuel Sidorchuk	1:15.07	1:15.44	1:15.07
	35. Santiago Martín	1:15.08	1:15.08	1:15.79
	36. Tiago Mohr	1:15.10	1:15.10	1:15.10
	37. Elliot Melling	1:15.11	1:16.00	1:15.11
	38. Tomas Romualdez	1:15.16	1:16.24	1:15.16
	39. Oscar Benitez Gutierrez	1:15.17	1:15.71	1:15.17
	40. Mariano Gentili	1:15.17	1:15.17	1:16.57
	41. Zane Bonser	1:15.23	1:15.31	1:15.23
	42. Alessandro Federico	1:15.37	1:15.37	
	43. Marcus Aldinucci	1:15.42	1:15.42	1:16.54
	44. Evandro Filho	1:15.43	1:15.43	1:16.12
	45. Stephen Davis	1:15.53	1:15.76	1:15.53
	46. Nathaniel Chappelle	1:15.56	1:15.56	1:17.93
	47. Peter Brickenden	1:15.57	1:15.57	1:16.82

Mens Downhill Skateboard Qualifiers 11/11/2022

Nat.	Rider	Best	Run1	Run2
	48. David Chanco	1:15.64	1:15.69	1:15.64
	49. Jaime de Lange	1:15.67	1:15.85	1:15.67
	50. Alessio Damato	1:15.71	1:15.95	1:15.71
	51. Adriano Bertelli	1:15.74	1:15.74	1:15.74
	52. Zain Solanki	1:15.77	1:15.77	1:16.22
	53. Luis Rabanal	1:16.09	1:16.09	1:16.36
	54. Cody Baier	1:16.14	1:16.24	1:16.14
	55. Luis Vidal Gonzalez	1:16.71	1:16.71	1:17.05
	56. Kritsana Prasertpan	1:16.76	1:17.94	1:16.76
	57. Andrea Moreni	1:17.05	1:17.05	1:17.45
	58. Zeid Rivera Tejeda	1:17.24	1:18.67	1:17.24
	59. Andres Rodriguez	1:17.35	1:17.75	1:17.35
	60. Fabian Arellano	1:17.47	1:17.70	1:17.47
	61. Wilder Mendoza	1:17.50	1:17.55	1:17.50
	62. Anderson Maldonado Ramirez	1:17.68	1:17.87	1:17.68
	63. Edgar Medina	1:17.82	1:17.82	1:17.85
	64. Joan Suárez	1:17.89	1:17.97	1:17.89
	65. Angel Campos	1:17.93	1:18.62	1:17.93
	66. Peder Bruem	1:18.03	1:19.22	1:18.03
	67. Daniel Caro Contreras	1:18.38	1:18.38	1:18.62
	68. Carlos Fernandez	1:18.38	1:18.51	1:18.38
	69. Njaal Tangye	1:18.48	1:19.26	1:18.48
	70. Miguel Torres	1:18.91	1:18.91	1:19.23
	71. René Ignacio Riveros Allendes	1:19.33	1:19.36	1:19.33
	72. Gustavo Campi	1:19.33	1:19.39	1:19.33
	73. Mateo Sebastian Vásconez Rosero	1:19.41	1:20.11	1:19.41
	74. Matthew Boortman	1:19.76	1:19.76	1:22.52
	75. Allan Vargas	1:21.01	1:21.23	1:21.01
	76. Diego Rodriguez	1:21.06	1:21.15	1:21.06
	77. Sonthaya Dangmee	1:21.92	1:21.92	1:27.08
	78. Dylan Solano	1:22.24	1:22.54	1:22.24